



UPC IT Documentation

Opt-out APIs instructions

Instructions to use opt-out APIs with the Case Management System (CMS) of the Unified Patent Court (UPC)

07.02.2022

Table of Contents

TABLE OF CONTENTS.....	2
1. INTRODUCTION	3
2. CONTENT.....	3
3.1 DEVELOPER APP KEY (SECRET KEY).....	3
3.1.1 CREATION OF THE DEVELOPER APP KEY (CREATE APP)	3
3.2 USING APPLICATION TO APPLICATION (A2A) APIS.....	5
3.2.1 LANGUAGES [GET].....	5
3.2.2 OPT-OUT AND WITHDRAWAL OF OPT-OUT [POST].....	6
a. applicant [object]	6
b. patent [object]	6
c. documents [array]	7
d. attachment [array].....	7
3.2.3 RESPONSES	9
e. Success	9
f. Managed error	9
g. Unmanaged error	10

1. Introduction

APIs can be used to operate multiple and automatic Opt-outs on the CMS of the UPC.

This possibility will allow companies to perform Opt-out in an automatic way instead of filling forms manually through the CMS.

In order to use an API a developer must register at least one account on the CMS with strong authentication and a specific App must be created by the developer for each account and authorized. The process for creating a developer App is described below.

2. Content

3.1 Developer App Key (Secret key)

All API requests must be authenticated by the use of a Developer App Key. This key is secret to the developer and must be added to each request's header section identified by name "X-API-KEY".

3.1.1 Creation of the Developer App Key (Create App)

The following procedure allows a developer to generate the Developer App Key for the CMS account. A developer must:

1. register an account on the UPC CMS at <https://cms.unified-patent-court.org>
2. log in to the UPC CMS at <https://cms.unified-patent-court.org>
3. open the "My Developer App" page in the main menu:

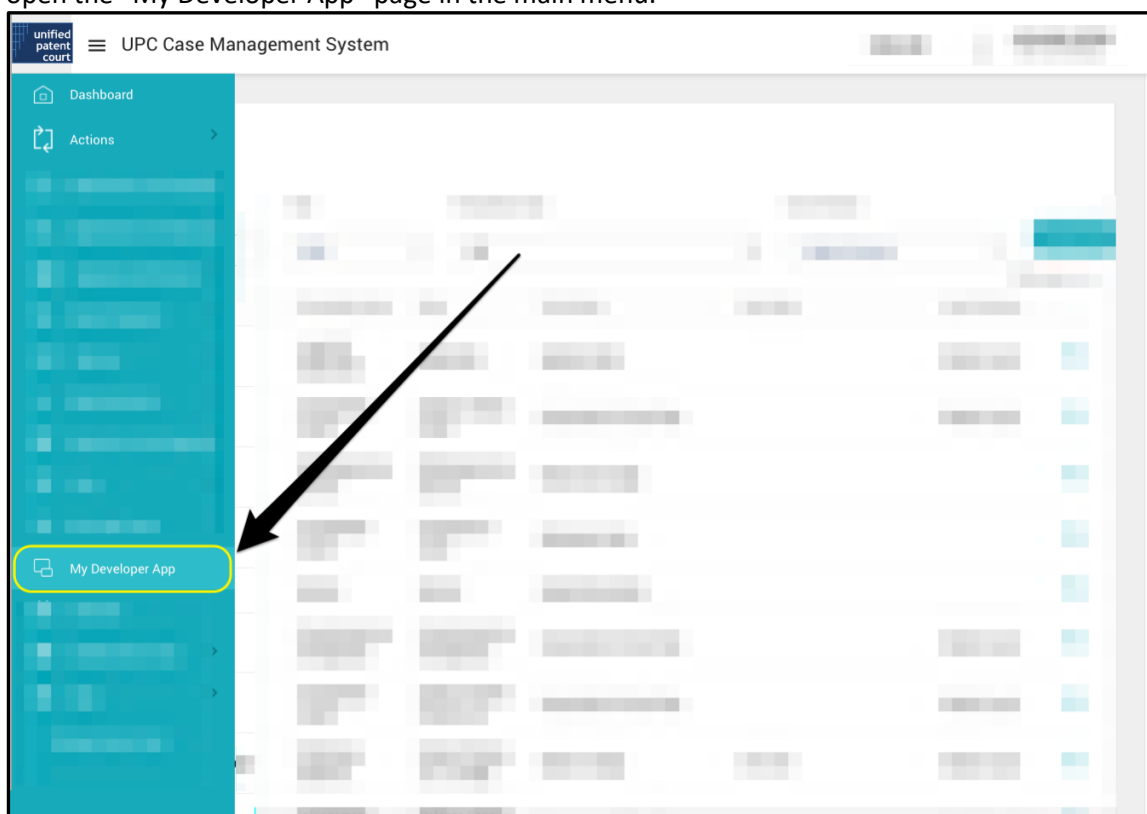


Figure 1 - Locating the My Developer App Page on the CMS

4. click on “Create App” button:

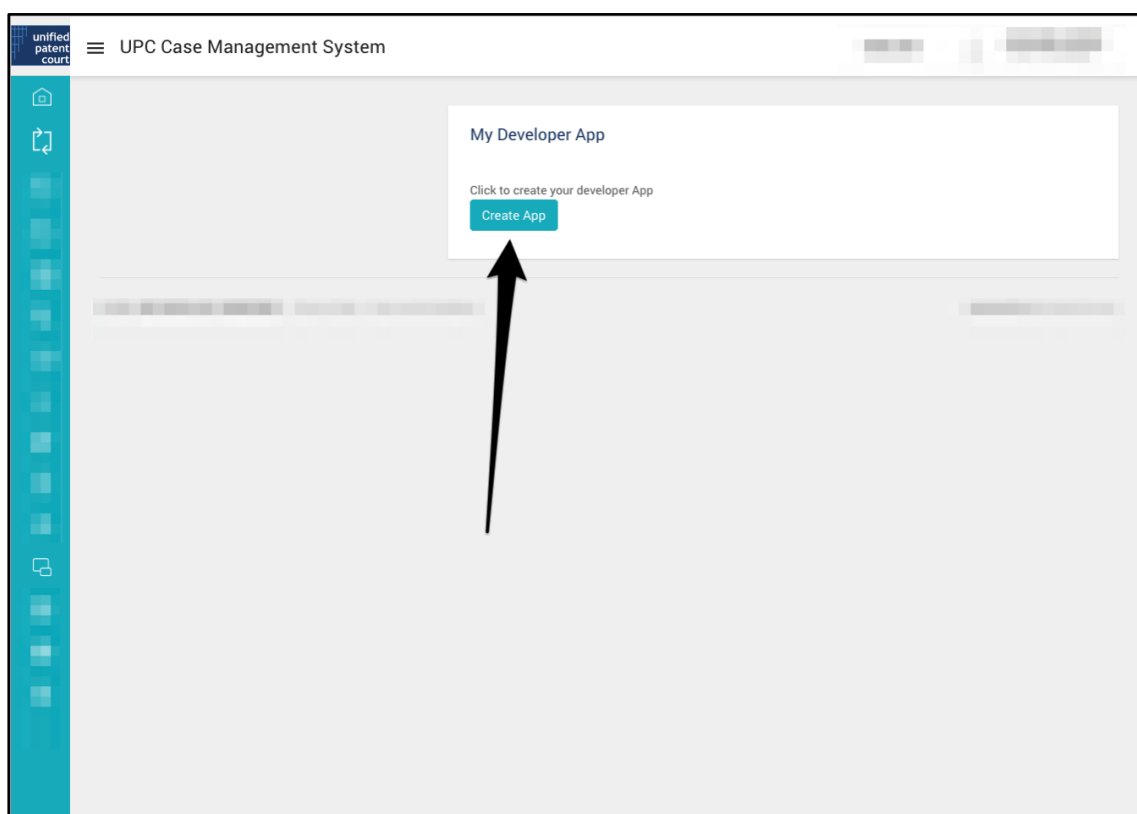


Figure 2- Creating the Developer App Key on the CMS

5. The Developer App Key will be displayed and saved as “Developer App Key” in the “My Developer App” page. This will be used for the authentication of all a2a API requests and must be added to the header section of each a2a request and identified by name “X-API-KEY”.

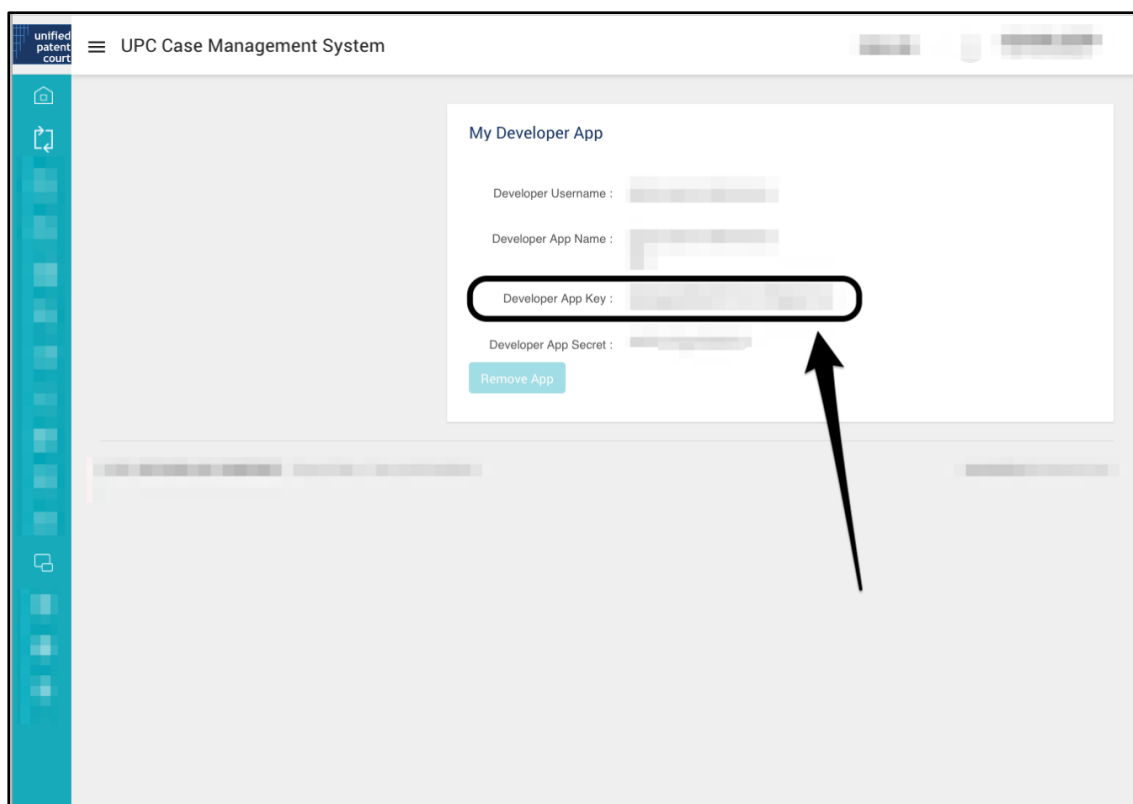


Figure 1 - Locating the Developer App Key on the CMS

3.2 Using Application to Application (A2A) APIs

The list of parameters to be used for APIs is available in the file published at the link: [a2a_swagger.json](#)

UPC CMS APIs are available at <https://netservice-prod.apigee.net/upc/a2a/api/v7> (external link).

Note: this is a generic address. To access a specific API you must always add the relevant endpoint. See below.

3.2.1 Languages [Get]

The endpoint with the list of languages available for the attachments is:

<https://netservice-prod.apigee.net/upc/a2a/api/v7/languages> (external link).

The API to retrieve the list of permitted languages does not need any parameter other than the “X-API-KEY”, which must be specified in the header of the request.

3.2.2 Opt-out and Withdrawal of Opt-out [Post]

Endpoints for Opt-out and Withdrawal of Opt-out requests

- The endpoint for the Opt-out is:

<https://netservice-prod.apigee.net/upc/a2a/api/v7/optOut> (external link).

IMPORTANT

To optimise the workload on the system each API request for an Application to opt out must relate to one patent.

A software tool developed to upload several Applications to opt out (multiple patent upload) must create parallel requests for each Application (one per patent) to this endpoint and queue them on the system via the API.

- The endpoint for the Withdrawal of an Opt-out is:

<https://netservice-prod.apigee.net/upc/a2a/api/v7/withdraw> (external link).

Parameters for API requests for Opt-out and Withdrawal of Opt-out

- The following is the RoP5-compliant implementation of the parameters to use in the API requests:

a. applicant [object]

It is the personal details of the person lodging the Application with the API on the CMS

[statusPersonLodgingApplication](#) is a mandatory field and valid values are:

- **RegisteredRepresentativeBeforeTheUPC,**
- **NotARegisteredRepresentativeBeforeTheUPC,**
- **ProprietorIsPerson,**

b. patent [object]

IMPORTANT

To optimise the workload on the system each API request for an Application to opt out must relate to one patent.

- patent number (for example EP1 or EP0000001).*

The patent number will be used to check the existence of such patent number in the EPO system and, if that is the case, it will be used to retrieve patent data similarly to

the functionality to opt-out via to opt out via an Application lodged on the CMS website.

2. *spcs [array]*

Each patent may have a list of SPCs. Each SPC must have two parameters:

- *idSPC* the id of the SPC.
- *nationalDesignation* the national designation of the SPC (two letters, uppercase).

c. *documents [array]*

At least one document is required:

- Opt-out Application document (a template which be used),
- Mandate for lodging the Application by the proprietor of the patent, when the person lodging the Application is not a proprietor or a registered representative before the UPC.

Up to maximum **ten documents** can be added.

- *documentType* It is a mandatory field and valid values are:
 - Application : mandatory for Opt-out related Applications,
 - Mandate : mandatory if the applicant status is "**NotARegisteredRepresentativeBeforeTheUPC**".
 - Other
- *documentTitle* It is mandatory to input the title of the uploaded document.
- *documentDescription* It is optional to provide the description of the uploaded document.

d. *attachment [array]*

A document must contain at least one attachment and not more than ten attachments per document.

Each attachment can be in a different language:

- **filename** it is mandatory to specify the file name of the attachment
- **contentType** it is mandatory to specify the mime type of each attachment
- **language** it is mandatory to specify the language of each attachment. The language code format is the ISO 3166 A2 lowercase. The list of permitted languages can be retrieved by the dedicated API calling/languages (see the "Languages [Get]" request description above)
- **data** it is mandatory to provide the base64 encoded content of the file uploaded. The maximum size of the field is 10485760 bytes.

Opt-out API example

This is an example of an API request for the Application to Opt-out.

Note: as patent EP00000000 used for the example does not exist, calling the API with this exact json will return an error.

```
{
  "documents": [{
    "documentType": "Application",
    "attachments": [{
      "data": "b3B0IG9ldA==",
      "language": "it",
      "filename": "optOut.txt",
      "mimeType": "text/plain"
    }],
    "documentTitle": "Opt out UPC Test File",
    "documentDescription": "this is a test file upload"
  },
  {
    "documentType": "Mandate",
    "attachments": [{
      "data": "b3B0IG9ldCBtYW5kYXR1IHHRlc3Q=",
      "language": "en",
      "filename": "mandate.txt",
      "mimeType": "text/plain"
    }],
    "documentTitle": "Mandate UPC Test File",
    "documentDescription": "this is a test file upload"
  }],
  "applicant": {
    "companyName": "Company Name Test",
    "contactAddress": {
      "address": "150 Test Drive",
      "city": "Test City",
      "state": "IT",
      "zipCode": "000000"
    },
    "email": "test@test.test",
    "registeredIsSameAsPostalAddress": "true",
    "statusPersonLodgingApplication": "NotARegisteredRepresentativeBeforeTheUPC",
    "internalReference": "XXX"
  },
  "patent": {
    "patentNumber": "EP00000000"
  }
}
```


3.2.3 Responses

e. Success

- List of languages:

A list of languages will be returned as a response to a successful call.

- Opt-out and Withdrawal of Opt-out:

The caseNumber and officialCaseNumber of the relevant case registered in the CMS will be returned as a response to a successful call.

e.g.

```
{
  "caseNumber": "251/2021",
  "officialCaseNumber": "UPC_APP_251/2021"
}
```

f. Managed error

Such a case may be for example when the patent is not found at the EPO, or when the patent it is already opted out, or when a mandatory field (applicant, patent number) is not included in the request.

If the Application fails due to a known error a 400 error will be returned with a errorMessageList describing the error.

Some examples:

- Patent missing in the JSON

```
{
  "code": 400,
  "caseResult": null,
  "errorMessageList": ["Constraint violations for property
OptOutCreateDto.patent. may not be null"]
}
```

- Patent already opted out

```
{
  "code": 400,
  "caseResult": null,
  "errorMessageList": ["Unable to optout patent EP0000301.
Patent is already opted out"]
}
```

```
}
```

g. Unmanaged error

An internal server error with code 500 can be returned in case of unexpected system failures.

For example a provisional case number is returned as a response (a case is created) but official lodging did not complete owing to an error which occurred before official registration (see the example code):

```
{
  "code":500,
  "caseResult": {
    "caseNumber": "256/2021",
    "officialCaseNumber":null
  },
  "errorMessageList": ["Internal Error during rest call"]
}
```

If this happen please contact us via e-mail at upcit@unifiedpatentcourt.org specifying the time of the request failed along with the JSON used for the request.